

NCLCLB News

Your source for
NC Licensed Landscape Contracting information.

FOCUS ON: Minimum Standards



By law, all licensed landscape contractors must meet the **Minimum Standards** laid out in the law. **Minimum Standards** are the basic, must-do, procedures for projects licensed landscape contractors routinely perform:

- General
- Contracts
- Planting
- Turf
- Finish Grade
- Design and Consultation
- Drainage Systems and Cisterns
- Low-Voltage Lighting; Pools
- Walls
- Paving
- Pruning
- Wildflower, Native Grass, and No-Mow Seed Establishment

As a reputable business, you are probably already doing these Minimum Standards. However, we encourage you to review the list to be sure they are all integrated in your business. **One of the most common formal complaints filed with NCLCLB by consumers is failure to meet Minimum Standards.** Avoid issues by providing quality work via the **Minimum Standards**.

By meeting the Minimum Standards, your business is:

- **Complying with the law.**
- **Protecting consumers.**
- **Staying above the competition.**
- **Saving costly lawyer, reparation, and/or settlement fees.**

For the full list of minimum standards, visit:

nclclb.com/statutes-and-rules/minimum-standards/

Maintaining Your License



Continuing Education Landscape Credits (CEL)

Licensees need to complete 7 hours of CELs in a renewal year (August 1 - July 31).

3 CELs must be technical
2 CELs must be business
2 remaining credits can be technical or business.

To search the easy-to-use list of approved courses by course#, provider, date, hours of credit, or location, visit: nclclb.com/continuing-education/continuing-education-approved-courses/

Courses are added regularly. Check back for updates.



Market Your License

All licensees should display a license seal or decal in their office, on contracts, and on work vehicles.

For decal guidelines and order forms, visit: nclclb.com/faq-hold/use-of-seal/

Here are 4 other ways you can use the license decal to promote your business:

1. On your website
2. On your social media accounts
3. On your business card
4. On promotional brochures/sales sheets



News You Can Use

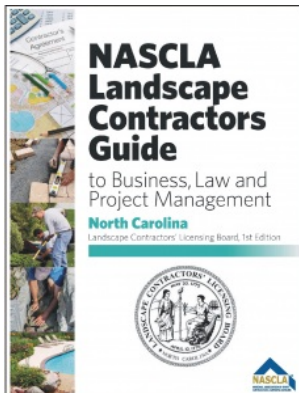
There are many resources outside of NCLCLB to help licensed landscape contractors. Visit any of these NC green industry websites for news and information.

Legislative Issues:
www.ncgreenindustrycouncil.com


Networking and News:
www.ncnla.com
www.ncsod.org
www.ncturfgrass.org
www.carolinasirr.org

The Manuals


NCLCLB has created three manuals that every landscaper should have on its shelf. The manuals serve as study guides for license applicants, and comprehensive references for professionals working in the field every day. Visit nclclb.com/licensing-2/manuals/ to order.



Guide to Business, Law, and Project Management



Manual of Professional Horticultural Practice



Landscape Construction Manual of Practice

Stay Connected!

Email NCLCLB to receive news and reminders via email.

NC Landscape Contractors' Licensing Board
3901 Barrett Drive, Suite 202
Raleigh, NC 27609 - 919.266.8070
licensing@nclclb.com